


Kentucky High School Athletic Association

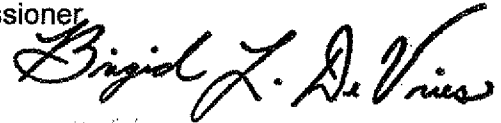
To: Superintendent, Principal, and Athletic Director

From: Louis Stout, Commissioner 
Brigid L. DeVries, Executive Assistant Commissioner

Date: April 29, 2002


Subject: 2001-2002 Annual Report Forms Submission

School: Henderson County High School



Enclosed please find a copy of Form T-65, The 2001-2002 Annual Report Forms Checklist. In addition, you may find an attachment with corrected copies of the forms submitted by your school personnel. Please review this information so the forms can be completed accurately in the future. Also, KHSAA Audit Staff may have requested a re-submission of some of the 2001-2002 Annual Report Forms or need additional information on your athletic programs. Please submit this information by the date requested if this is applicable. Copies and all KHSAA Title IX documents must be kept current and included in your permanent Title IX File at the school. All documents are subject to Open Records Requests.

Should you need any further information, please do not hesitate to call anytime.



Memo

To: KHSAA Member School Superintendents, Principals, and Athletic Directors

From: Louis Stout, Commissioner
Brigid L. Devries, Executive Assistant Commissioner

Date: April 24, 2002

Re: 2002 Title IX Forms Submission

School	Henderson County	Reviewed by	Gary W. Lawson
--------	------------------	-------------	----------------

The following is a status report regarding the required 2001 - 2002 Title IX submission of forms due in to the KHSAA office by April 15, 2002. Appropriate audit personnel have reviewed these forms and the following is a summary of this review.



I. Checklist of Forms properly submitted in a satisfactory manner:

<input checked="" type="checkbox"/>	GE 19 (Annual Verification)	<input checked="" type="checkbox"/>	T-35 (Budget Expenses)
<input checked="" type="checkbox"/>	T-1 (Summary Program Chart 1)	<input checked="" type="checkbox"/>	T-36 (Budget Expenses)
<input checked="" type="checkbox"/>	T-2 (Summary Program Chart 2)	<input checked="" type="checkbox"/>	T-41 (Checklist - Overall Interscholastic Program)
<input checked="" type="checkbox"/>	T-3 (Summary Program Chart 3)	<input checked="" type="checkbox"/>	T-60 (Corrective Action Plan)
<input checked="" type="checkbox"/>	T-4 (Summary Program Chart 4)	<input checked="" type="checkbox"/>	T-63 (Interscholastic Survey Results)

II. Status

A.	<input checked="" type="checkbox"/>	2001 - 2002 Forms are satisfactory and no further information or action is necessary at this time.
B.		Errors have been noted with respect to the following forms and corrected copies are being returned to you for placement in your Title IX file to ensure proper submission in the future.
C.		The following forms were omitted and must be submitted by school representatives.
D.	<input checked="" type="checkbox"/>	Other Recommendation and Comments:
		All forms appear to be in good order - excellent work. I feel that you will pass test #3 when volleyball begins.

Henderson Co.





KENTUCKY HIGH SCHOOL ATHLETIC ASSOCIATION

TITLE IX

MEMBER SCHOOLS 2001-2002 ANNUAL REPORT FORMS

APR 10 2002

Submit to KHSAA
By April 15, 2002



APR 10 2002



2001-2002 KENTUCKY HIGH SCHOOL ATHLETIC ASSOCIATION ANNUAL VERIFICATION OF TITLE IX PROCEDURES (To be submitted by April 15, 2002 along with other required forms)

The HENDERSON COUNTY High School, HENDERSON, Kentucky
(Name of High School) (City)

certifies to the Kentucky High School Athletic Association that the following is an accurate and true representation of the facts surrounding compliance with Title 20, U.S.C. Titles 1681-1688, et. Seq. (also known as Title IX)

verify the following provisions in accordance with records at the school contained in the permanent Title IX file, and to the best of my knowledge have completed the following tasks. (All boxes must be checked)

Established a gender equity committee at the high school. (list committee personnel and provide attachment if necessary)

Name	Address	Phone	Title
BRUCE SWANSON	HENDERSON COUNTY H.S.	270-831-5020	PRINCIPAL
BETTY BLEICHROTH	HENDERSON COUNTY BO. ED.	270-831-5000	TITLE IX COORDINATOR
WILLIAM HEARN III	HENDERSON COUNTY H.S.	270-831-5020	SCHOOL PSYCHOLOGIST
WILLIAM TOMBLIN	HENDERSON COUNTY H.S.	270-831-5020	SCHOOL COUNSELOR
TERON MEZUR	HENDERSON COUNTY H.S.	270-831-5020	ATHLETIC DIRECTOR
DANNY PERDINS	HENDERSON COUNTY H.S.	270-831-5020	ASSISTANT ATHLETIC DIRECTOR
FORREST WILLIAMSON	HENDERSON COUNTY H.S.	270-831-5020	BROOKER CLUB PRESIDENT

Scheduled a minimum of three meetings during the 2001-2002 school year on the following dates:

SEPTEMBER 13, 2001

JANUARY 10, 2002

APRIL 8, 2002

Designated the following person(s) as the Title IX coordinator for the school/district:

BETTY BLEICHROTH	DISTRICT TITLE IX COORDINATOR	HENDERSON COUNTY BOARD ED.	270-831-5000
Name	Title	Address	Phone

School personnel are continuing to make periodic reviews of the boys and girls athletics program reflected in the Corrective Action Plan.

In addition to the above information, the above referenced school maintains a complete permanent file relative to Title IX records including copies of the self-assessment audit, all corrective action plans, and other related materials.

Bruce Swanson
Principal's Signature

April 8, 2002
Date

John W. Vaughn
Superintendent Signature

David McKechnie
School Board Chairpersons' Signature

(Send original copy to KHSAA - Maintain duplicate in Title IX school folder)

2001-2002
ACCOMMODATION OF INTERESTS AND ABILITIES
SUMMARY PROGRAM CHART 1

KHSAA
 Form T1
 Rev. 07/01

Participation Opportunities Test One

		(Column 1)	(Column 2)	(Column 3)	(Column 4)
	Program	Enrollment	Percentage of Total Enrollment	Number of Interscholastic Participants (double and triple count)	Percentage of Total Participation
Row 1	GIRLS	793	51.6%	183	41.6%
Row 2	BOYS	745	48.4%	257	58.4%
Row 3	Totals	1538	100%	440	100%

Instructions: *Number of 8th grade students & below used in Column 4 calculations if applicable: _____

Determine the total number of girls enrolled, (place in Row 1, Column 1).
 Determine the total number of boys enrolled, (place in Row 2, Column 1).

Add the total number of girls and boys enrolled to determine total enrollment, (place in Row 3, Column 1).

Calculate the percentage of total enrollment that is female. (Divide Row 1, Column 1 by row 3, Column 1 and place in Row 1, Column 2.) Calculate the percentage of total enrollment that is male. (Divide Row 2, Column 1 by Row 3, Column 1 and place in Row 2, Column 2.) Note: Row 1, Column 2 plus Row 2, Column 2 should total 100%.

Ask the head coaches to review the most updated eligibility or squad lists for their teams. Ask coaches to confirm the names of those individuals who are on the team as of the first **date of competition**, and cross out the names of those who were cut from the team or quit the team prior to the first competitive event. Determine the total number of interscholastic athletics participants that are girls, (and place in Row 1, Column 3). In order to determine the total number of athletics participants, an individual should be counted each time he or she participates on a team. For example, if Jane Doe competes on the varsity volleyball team, the junior varsity volleyball team, the junior varsity basketball team, and the varsity softball team, she should be counted as four participants (**do not include club or intramural sports participants, cheerleaders, dance teams, or pom squads**). Calculate the same way for boys and girls. * In addition, should 8th grade students and below play on a Freshman, Junior Varsity, or Varsity team, they should also be counted for each team and sport on which they participate. If applicable, please asterisk the above notation as to how many 8th grade students & below are included. Using the same procedure, determine the total number of interscholastic athletic participants that are boys, (and place in Row 2, Column 3). Add Row 1, Column 3 plus Row 2, Column 3 to get total participants and place in Row 3, Column 3.

Calculate the percentage of female participation. (Row 1, Column 3 divided by Row 3, Column 3 and place in Row 1, Column 4.)

Calculate the percentage of male participation. (Row 2, Column 3 divided by Row 3, Column 3 and place in Row 2, Column 4.) Note: Row 1, Column 4 plus Row 2, Column 4 should total 100%.

While being within three percent is not a formal compliance standard; if the percent listed in Row 1, Column 4 is 3% of Row 1, Column 2, then it provides a good target within which compliance is likely.

Principal's Signature: Bruce Swanson Date: 4/8/02

2001-2002
ACCOMMODATION OF INTERESTS AND ABILITIES
SUMMARY PROGRAM CHART 2

KHSAA
 Form T2
 Rev. 07/01

Participation Opportunities Test Two

		Column 1	Column 2	Column 3	Column 4	Column 5
Program		Number of Teams Currently Offered	Number of Participants	Number of Teams Added in Last Five Years	Number of Participants Added in Last Five Years	Percent of Total Participation By Sex Added in Last 5 Years
LS	Row 1	varsity: 8	107	0	0	0
	Row 2	j.v.: 3	43	0	0	0
	Row 3	frosh: 2	33	0	0	0
	Row 4	total: 13	183	0	0	0
S	Row 5	varsity: 9	164	0	0	0
	Row 6	j.v.: 4	79	0	0	0
	Row 7	frosh: 1	14	0	0	0
	Row 8	total: 14	257	0	0	0

List the number of interscholastic teams offered for girls and boys at each competitive level (for example, varsity, junior varsity, and freshman levels). Total each of the entries in Column 1 into Row 4, Column 1 and Row 8, Column 1.

List the number of interscholastic teams that have been added in the last five years at each competitive level. Total each of the entries in Column 3 into Row 4, Column 3 and Row 8, Column 3.

List the number of participants that are currently on each level of the teams that were added in the last five years. Total each of the entries in Column 2 into Row 4, Column 2 for girls and Row 8, Column 2 for boys. If a team was added previously but no longer exists, there are no current participants to be added for that team.

List the number of participants added in the last 5 years. Total each of the entries made in Column 4 into Row 4, Column 4 for girls and Row 8, Column 4 for boys.

Calculate the percentage of participants that have been added in the last five years (Column 4 divided by Column 2 on each line). For example, if girls' varsity soccer (22 participants), junior varsity soccer (18 participants), junior varsity softball (8 participants), and freshman softball (15 participants) have been added in the last five years, then 63 participation opportunities have been added for girls. If the total number of female participants in the program is 96 (taken from Form T-1, Row 1, Column 3), then 65.6% of the current opportunities (63 of 96) have been added in the last five years. Perform similar calculations for male participants.

If the percentage of current participants added in the last five years is 25% or greater, compliance with test two is possible. If less than 25%, then compliance with test three should be analyzed. **CAUTION:** 25% is not a compliance standard.

Principal's Signature: Bruce Swanson Date: 4/8/02

2001-2002
ACCOMMODATION OF INTERESTS AND ABILITIES
SUMMARY PROGRAM CHART 3

Participation Opportunities Test Three

For any question answered "YES" identify the respective sport(s).

	GIRLS (Yes / No)		BOYS (Yes / No)
1. Is there an intramural team offered in a sport not now available in the interscholastic athletics program? (YES or <u>NO</u>)	NO		NO
2. For a sport <u>not</u> currently offered, is there sufficient interest to form a viable interscholastic team based on participation on an intramural team or community recreation teams? (<u>YES</u> or NO)	YES VOLLEYBALL		NO
3. For a sport <u>not</u> currently offered, is there sufficient interest to form a viable interscholastic team with the interscholastic survey. YES	YES VOLLEYBALL		NO
4. For a sport currently offered, is there interest to form a viable team for a junior varsity, freshman, or other intramural level that is not currently offered? (YES or <u>NO</u>)	NO		NO
5. If you answered YES to question (1), (2), (3) or (4), are there enough high schools in your geographic area offering the sport (at the appropriate level) to allow for the development of a reasonable schedule of competition. (<u>YES</u> or NO)	Yes		N/A

Principal's Signature: Bruce Swanson Date: 4/8/02

2001-2002
ACCOMMODATION OF INTERESTS AND ABILITIES
SUMMARY PROGRAM CHART 4

KHSAA
 Form T4
 Rev. 07/01

Is of Competition Test One

		(Column 1)	(Column 2)
	Team Levels	GIRLS	BOYS
v 1	Total Number of Athletics Participants in All Levels	183	257
v 2	Number of Varsity Teams Offered	8	9
v 3	Number of Participants on all Varsity Teams	107	164
v 4	Percentage of Total Varsity Participants By Sex	41.6 %	58.4 %
v 5	Number of Junior Varsity Teams Offered	3	4
v 6	Number of Participants on all Junior Varsity Teams	43	79
v 7	Percentage of Total Junior Varsity Participants By Sex	23.5	30.7
v 8	Number of Freshman Teams Offered	2	1
v 9	Numbers of Participants on all Freshman Teams	33	14
10	Percentage of Total Freshman Participants By Sex	18 %	5.4 %

Copy the number entered on Form T1, Row 1, Column 3 and place on Row 1, column 1 of this form.

Copy the number entered on Form T1, Row 2, Column 3 and place on Row 1, column 2 of this form.

List the number of teams at the varsity, junior varsity, and freshman levels for boys and girls (Rows #2,5,8) and place in the proper boxes in columns 1 and 2.

List the number of teams at the varsity, junior varsity, and freshman levels for boys and girls (Rows #3,6,9) and place in the proper boxes in columns 1 and 2.

Calculate the percentage of female and male participants at each level. (Rows #4,7,10)

Divide Row 3, Column 1 by Row 1, Column 1, and place the percentage in Row 4, Column 1.

Divide Row 3, Column 2 by Row 1, Column 2, and place the percentage in Row 4, Column 2.

Divide Row 6, Column 1 by Row 1, Column 1, and place the percentage in Row 7, Column 1.

Divide Row 6, Column 2 by Row 1, Column 2, and place the percentage in Row 7, Column 2.

Divide Row 9, Column 1 by Row 1, Column 1, and place the percentage in Row 10, Column 1.

Divide Row 9, Column 2 by Row 1, Column 2, and place the percentage in Row 10, Column 2.

Principal's Signature: Bruce Swanson Date: 4/8/02

TO INCLUDE BOOSTER CLUB FUNDING

	equipment and supplies		travel BUS TRANSPORTATION DRIVERS PAY \$11.26 PER HOUR		awards COSTS VARY		coaches' salaries (to include supplemental and extended employment)		facilities improvements MAINTENANCE		publications (if sport-specific)	
	B	E	B	E	B	E	B	E	B	E	B	E
G basketball	\$7000	\$14,477.27	\$1,020.66		\$640.27		\$6450					
B basketball	7000	10,386.69	1,105.96		225.80		6480					
G softball	3000	2,261.33	362.00		868.70		4,000					
B baseball	3,000	3,547.88	475.44		250.00		4,000					
G cross country	1,000	1,010.27	428.23		115.40		2,700					
B cross country	1,000	987.49	402.54		106.80							
G golf	1,000	2,184.36	USE BD. CARDS		225.00		1,560					
B golf	1,000	3,562.89	USE BD. CARDS		225.00		1,560					
G soccer	2,000	704.36	680.44		1,439.40		2,800					
B soccer	2,000	694.14	686.47		1,401.29		2,900					
G swimming	1,000	622.24	142.99		220.00		3,000					
B swimming	1,000	622.24	142.99		220.00							

"B" is for budgeted dollar amounts and "E" is for actual dollar expenditures. Expenditures should include items provided by third parties such as Booster Clubs.

Principal's Signature: Bruce Swanson Date: 7/8/02

BUDGETED AND ACTUAL EXPENDITURES - PROGRAM COMPARISON CHART 2
TO INCLUDE BOOSTER CLUB FUNDING

Teams	equipment and supplies		travel BUS TRANSPORTATION DRIVERS PAY \$ 11.26 PER HOUR		awards COSTS VARY		coaches' salaries (to include supplemental and extended employment)		facilities improvements MAINTENANCE		publications (if sport-specific)	
	B	E	B	E	B	E	B	E	B	E	B	E
G track	\$2,500	\$1,314.75	\$752.40				\$4,000					
B track	2,500	1,234.23	752.40				4,000					
G tennis	1,000	1,285.30	154.25				1,560					
B tennis	1,000	1,130.35	148.80				1,560					
G volleyball	2,000	(WILL BE IN FALL 2002)					2,900					
B wrestling												
G (list sport)												
B (football)	16,500	5,285.92	450.30				6,480					
G (list sport)												
B (list sport)												

"B" is for budgeted dollar amounts and "E" is for actual dollar expenditures. Expenditures should include items provided by third parties such as Booster Clubs.

Principal's Signature: Bruce A. Swanson Date: 4/8/02

2001-2002 KHSAA TITLE IX ATHLETICS AUDIT

KHSAA
Form T41
Rev. 07/01

Checklist - Overall Interscholastic Athletics Program

Areas of Compliance	ADVANTAGE TO (Respond based on Internal Evaluation by checking the appropriate column.)		
	GIRLS' PROGRAM	BOYS' PROGRAM	NEITHER PROGRAM
Equipment and Supplies			✓
Scheduling of Games and Practice Time			✓
Travel and Per Diem Allowances			✓
Coaching			✓
Locker Rooms, Practice and Competitive Facilities			✓
Medical and Training Facilities and Services			✓
Publicity			✓
Support Services			✓
Athletic Scholarships			✓
Tutoring			✓
Housing and Dining Facilities and Services			✓
Recruitment of Student Athletes			✓

Principal's Signature: Bruce Swanson Date: 4/8/02

2001-2002
TITLE IX

CORRECTIVE ACTION PLAN

School Name: Henderson County
 School Year: 2001-2002
 Principal's Signature: _____
 Date: 4-8-02

To complete this form, indicate the intended area which needs corrective action, the suggested change and time table for implementation. You may copy this form as needed. Please attach corrective action plans along with audit forms and submit by April 15, 2002.

ITEM FOR CORRECTION	SUGGESTED CHANGE	TIME TABLE FOR CORRECTIVE ACTION
Girls Softball Practice/Game Field	Update/improve Girls Softball Facility	Construction of Locker Room Facility on site/Improve Concession Area 2002-2003 Time Table
No Tennis Courts Due to School Security Must use City Court	Construct new Tennis Courts on HCHS Athletic Complex	Construction of New Tennis Courts could begin 2003-2004

• An explanation (status report) is needed for all areas identified previously as items for correction as well as all areas currently identified as items for correction. This form shall be typed.

Principal's Signature: Bruce Swanson Date: 4/8/02

2001-2002
TITLE IX

CORRECTIVE ACTION PLAN

SCHOOL NAME: HENDERSON COUNTY
 School Year: 2001-2002
 Principal's Signature: _____
 Date: 4-8-02

Title IX Status Report Concerning 2000-2001 Corrective Action Plan

To complete this form, indicate the intended area which needs corrective action, the suggested change and time table for implementation. You may copy this form as needed. Please attach corrective action plans along with audit forms and submit by April 15, 2002.

ITEM FOR CORRECTION	SUGGESTED CHANGE	TIME TABLE FOR CORRECTIVE ACTION
Insufficient Practice Facilities For Boys/Girls Basketball Programs	Construct more Gymnasium Practice Facilities	Construction of New Gymnasium Practice Facilities Have Been Completed 2002 and are in full use.
Girls Softball Practice/Game Field Location (North Middle School)	Update present softball practice/Game Field Facility at North Middle School	Girls Softball Practice/Game Facility is in the updating phase and should be in place by the 2003-2004 season
No Tennis Courts Due to School Construction - Will Have to use the City Courts until Courts are constructed at High School Athletic Complex	Construct New Tennis Courts at the HCHS Athletic Complex	Construction of New Tennis Court is Still in the Planning Phase
Insufficient Storage	Construct More Storage Areas	The Construction of the New Boys/Girls Basketball Practice Facilities has added more storage - But more storage areas are still

- An explanation (status report) is needed for all areas identified previously as items for correction as well as all areas currently identified as items for correction. This form shall be typed.

Principal's Signature: Bruce Swanson Date: 4/8/02

planning phase

2001-2002 INTERSCHOLASTIC ATHLETICS SURVEY

Summary Of Student Responses

School Name: HENDERSON COUNTY
 School Enrollment: 1538
 Date: 4-8-02
 Completed By: JERRY MEZUR

Instructions:

1. Summarize the Student Athletics Interest Surveys Form T-61 by listing the total number of responses on the line next to each sport.
2. Under the Other Category please provide a listing of the sports as well as the number of students who are interested in participating.
3. Please sign and date the Summary Form (T-63) and mail the Summary Form only to the KHSAA by April 15, 2002. Do not mail the student surveys (Form T-61). However, these Forms should be maintained in your files in the event they are requested subsequently.

1258 Number of Surveys
729 Total Returned
9-11 Grades Surveyed

How Was The Survey Administered? By School Counselors During Home Room

Fall Sports (List Total Number of Participation Responses)

23 Cross Country (Girls)
24 Cross Country (Boys)
24 Field Hockey (Girls)
159 Football (Boys)
22 Golf (Girls)
41 Golf (Boys)
58 Soccer (Girls)
51 Soccer (Boys)
146 Volleyball (Girls) (WE WILL OFFER VOLLEYBALL THIS FALL 2002-FR., SV, VARSITY)
26 Volleyball (Boys)

Winter Sport (List Total Number of Participation Responses)

80 Basketball (Girls)
112 Basketball (Boys)
61 Gymnastics (Girls)
50 } Indoor Track (Girls)
 } Indoor Track (Boys)
45 Swimming & Diving (Girls)
34 Swimming & Diving (Boys)
74 Wrestling (Boys)

Spring Sport (List Total Number of Participation Responses)

<u>83</u>	Baseball (Boys)
<u>81</u>	Fast Pitch Softball (Girls)
<u>58</u>	Slow Pitch Softball (Girls)
<u>55</u>	Tennis (Girls)
<u>58</u>	Tennis (Boys)
<u>58</u>	Track (Girls)
<u>104</u>	Track (Boys)

Other Sports (From Student Survey T-61 Question 10)

Name of Sport	Number of Students Interested In Participating
<u>PAINTBALL</u>	<u>10</u>
<u>FISHING</u>	<u>5</u>
<u>RUGBY</u>	<u>6</u>
<u>ARCHERY</u>	<u>4</u>
<u>BOWLING</u>	<u>7</u>
<u>LACROSSE</u>	<u>2</u>
<u>PING-PONG</u>	<u>9</u>
<u>ROLLER HOCKEY</u>	<u>2</u>

Number of Students who participate in Intramural Sports.
(From Student Survey T-61 Question 5)

<u>Sport</u>	* WE DO NOT OFFER INTRAMURAL SPORTS AT THE PRESENT TIME	<u>Number</u>
<u></u>	<u></u>	<u></u>
<u></u>	<u></u>	<u></u>
<u></u>	<u></u>	<u></u>
<u></u>	<u></u>	<u></u>
<u></u>	<u></u>	<u></u>

List Intramural Sports students are interested in adding:
(From Student Survey T-61 Question 6)

<u>Sport</u>	<u>Number</u>
<u>VOLLEYBALL</u>	<u>20</u>
<u>BAD MUTTON</u>	<u>8</u>
<u>WRESTLING</u>	<u>15</u>
<u></u>	<u></u>
<u></u>	<u></u>
<u></u>	<u></u>

Participation in Non-School Sports Activities
(From Student Survey T-61 Question 7)

253 STATED YES
472 " NO

<u>Sport</u>	<u>Number</u>
<u>LACROSSE</u>	<u>2</u>
<u>RUBBY</u>	<u>7</u>
<u>BOWLING</u>	<u>5</u>
<u>ARCHERY</u>	<u>3</u>
<u>FISHING</u>	<u>15</u>
<u>ROUNDER HOCKEY</u>	<u>4</u>

Reasons for not participating in interscholastic athletics.

(From Survey Question 8) 197 STATED YES
491 " NO

<u>Response</u>	<u>Number</u>
-----------------	---------------

- 85 I prefer other activities such as band, chorus, etc.
- 151 I don't have time
- 35 The practice schedules and game times are inconvenient
- 47 The sport I like isn't offered
- 20 It's too expensive
- 25 I prefer to participate in club or intramural sports
- 61 Working
- 84 Other

Student Suggestions to encourage participation

MORE VARIETY

Bruce Swanson
Principal's Signature

4/8/02
Date



KENTUCKY HIGH SCHOOL ATHLETIC ASSOCIATION ANNUAL VERIFICATION OF TITLE IX PROCEDURES

(To be submitted by April 15, 2001 along with other required forms)

The HENDERSON COUNTY High School, HENDERSON, Kentucky
(Name of High School) (City)

certifies to the Kentucky High School Athletic Association that the following is an accurate and true representation of the facts surrounding compliance with Title 20, U.S.C. Titles 1681-1688, et. Seq. (also known as Title IX)

I certify the following provisions in accordance with records at the school contained in the permanent Title IX file, and to the best of my knowledge have completed the following tasks. (All boxes must be checked)

Established a gender equity committee at the high school. (list committee personnel provide attachment if necessary)

Name	Address	Phone	Title
BRUCE SWANSON	HCS 2424 Zion Rd, Henderson, KY 42420	270-831-5020	PRINCIPAL
WARRIEL DAVIS	" " " " " " " "	" " "	VICE-PRINCIPAL
LOUCE FORD	" " " " " " " "	" " "	" "
SLIM WHITE	" " " " " " " "	" " "	" "
LEROY METZ	" " " " " " " "	" " "	ATHLETIC DIRECTOR
JIMMY PERKINS	" " " " " " " "	" " "	ASSISTANT ATHLETIC DIRECTOR
JENNIFER TOMLIN	" " " " " " " "	" " "	COUNSELOR

Scheduled a minimum of three meetings during the 2000-2001 school year on the following dates:
SEPTEMBER 12, 2000
JANUARY 9, 2001
APRIL 2, 2001

Designated the following person as the Title IX coordinator for the school:

Name	Title	Address	Phone
BRUCE SWANSON	PRINCIPAL	2424 ZION RD, HENDERSON, KY, 42420	270-831-5020

School personnel is continuing to make periodic reviews of the boys and girls athletics program reflected in the Corrective Action Plan.

In addition to the above information, the above referenced school maintains a complete permanent file relative to Title IX records including copies of the self-assessment audit, all corrective action plans, and other related materials.

Bruce A. Swanson
(School Authorized Signature)

PRINCIPAL
Position (Principal, Designated Rep)

4-2-01, 2001
(Date)

John W. Vaughn
(Superintendent Signature)

David M. Kechmie
(School Board Chairperson)

(Send original copy to KHSAA - Maintain duplicate in Title IX school folder)

ACCOMMODATION OF INTERESTS AND ABILITIES

SUMMARY PROGRAM CHART 1

Participation Opportunities Test One

Program	Enrollment (1)		Percentage of Total Enrollment (3)		Number of Interscholastic Participants (double and triple count) (4)	Percent of Total Participation (5)
	6A. 10-12					
	00-01	01-02	00-01	01-02		
GIRLS	797	793	50.7%	51.6%	15.8 ÷ 402	39.3%
BOYS	774	745	49.3%	48.4%	244 ÷ 402	60.7%
Totals (2)	1,571	1,538	100%	100%	402 100%	100%

Instructions:

- Determine the total number of girls enrolled.
Determine the total number of boys enrolled.
- Add the total number of girls and boys enrolled to determine total enrollment.
- Calculate the percentage of total enrollment that is female. Calculate the percentage of total enrollment that is male.
- Ask the head coaches to review the most updated eligibility or squad lists for their teams. Ask coaches to confirm the names of those individuals who are on the team as of the first date of competition, and cross out the names of those who were cut from the team or quit the team prior to the first competitive event. Determine the total number of interscholastic athletics participants that are girls. In order to determine the total number of athletics participants an individual should be counted each time he or she participates on a team. For example, if Jane Doe competes on the varsity volleyball team, the junior varsity volleyball team, the junior varsity basketball team, and the varsity softball team, she should be counted as four participants (do not include club or intramural sports participants or cheerleaders). Calculate the same way for boys and girls.
- Calculate the percentage of female participation (column 1) based on information from (column 4).

Calculate the percentage of male enrollment (column 1) based on information from (column 4).

Note: While being within three percent is not a formal compliance standard; if the percent listed in column 5 is within 3% of column 3 then it provides a good target within which compliance is likely.

Signature: Jerry Meyers, Athletic Director Date: 4-2-01

ACCOMMODATION OF INTERESTS AND ABILITIES
SUMMARY PROGRAM CHART 2

Participation Opportunities Test Two

Program	Number of Teams Currently Offered (1)		Number of Teams Added in Last Five Years (2)	Number of Participants Added in Last Five Years (3)	Percent of Total Participation By Sex (4)
S	varsity:	10 8	0	0	
	j.v.:	6 3	0	0	
	frosh:	2 2	0	0	
	other:	-	-	-	
	total:	18 13	0	0	
S	varsity:	9 9	0	0	
	j.v.:	7 4	0	0	
	frosh:	2 1	0	0	
	other:	-	-	-	
	total:	18 14	0	0	

Calculate the number of interscholastic teams offered for girls at each competitive level (for example, varsity, junior varsity, and freshman levels).

Calculate the number of interscholastic teams that have been added in the last five years at each competitive level.

Determine the total number of participants that are currently on the teams that were added in the last five years.

Calculate the percentage of participants that have been added in the last five years. For example, if girls' varsity soccer (22 participants), junior varsity soccer (18 participants), junior varsity golf (8 participants), and freshman softball (15 participants) have been added in the last five years, then 63 participation opportunities have been added for girls. If the total number of female participants in the program is 300, taken from form T-1, column 4 then 21% of the current opportunities (63 of 300) have been added in the last five years. Note: The total number of male/female participants should be the same as item 4 on Summary Program Chart 1 on form T-1.

If the percentage of current female participants added in the last five years is 25% or greater, compliance with test two should be possible. If less than 25%, then compliance with test three should be analyzed. CAUTION: 25% is not a compliance standard. The count shall be taken on the first day of competition for students that are officially members of the team.

Signature: Jerry Meyers, Athletic Director Date: 4-2-01

ACCOMMODATION OF INTERESTS AND ABILITIES

SUMMARY PROGRAM CHART 3

Participation Opportunities Test Three

If girls are underrepresented in the interscholastic athletics program, answer the following questions for girls only. If boys are underrepresented in the interscholastic athletics program, answer the following questions for boys only.	GIRLS		BOYS
1. Is there an intramural team offered in a sport not now available in the interscholastic athletics program? (YES or <u>NO</u>)	No x x		x x
2. For a sport <u>not</u> currently offered, is there sufficient interest to form a viable interscholastic team based on participation on an intramural team or community recreation teams? (<u>YES</u> or NO)	Yes *		x x
3. For a sport currently offered, is there enough interest to form a viable team for a junior varsity, freshman, or other interscholastic level that is not currently offered? (YES or <u>NO</u>)	No ^x x		x x
4. If you answered yes to question one, two, or three, are there enough other high schools in your school's normal competitive region offering the sport and competitive level of sport to constitute enough competition for a reasonable competitive schedule? (<u>YES</u> or NO)	x x Yes		x x

Signature: Jeffrey M. Athletic Director Date: 4-2-01

x x
NEITHER GIRLS OR BOYS ATHLETIC PROGRAMS ARE UNDERREPRESENTED IN THE INTERSCHOLASTIC ATHLETICS PROGRAM.
GIRLS ARE REPRESENTED IN 9 INTERSCHOLASTIC ATHLETIC PROGRAMS AND ACTUALLY 10 IF YOU INCLUDE THE DRILL/DANCE TEAM.
BOYS ARE REPRESENTED IN 9 INTERSCHOLASTIC ATHLETIC PROGRAMS ALSO.

ACCOMMODATION OF INTERESTS AND ABILITIES
SUMMARY PROGRAM CHART 4

Levels of Competition Test One

Team Levels		
Total Number of Athletics Participants in All Levels	GIRLS	BOYS
1. Number of Varsity Teams Offered	8	9
2. Number of Participants on all Varsity Teams	107 98	133 164
3. Percentage of Total Varsity Participants By Sex	48.4 62%	51.6 54.5%
4. Total Number of Male Participants At All Levels	183 158	244 257
5. Number of Junior Varsity Teams Offered	3 4	4 4
6. Number of Participants on all Junior Varsity Teams	43 46	83 79
7. Percentage of Total Junior Varsity Participants By Sex	23.5 29	34% 30.7
8. Number of Freshman Teams Offered	2 1	1 2
9. Numbers of Participants on all Freshman Teams	33 14	28 14
10. Percentage of Total Freshman Participants By Sex	18% 9	5.4 11.5%

- 1) Determine the number of teams at the varsity, junior varsity, and freshman levels for boys and girls. (#1, 5, 8)
- 2) Determine the total number of participants for boys and girls at each competitive level. (#2, 6, 9)
- 3) Calculate the percentage of female and male participants at each level. (3, 6, 9)
Example: Take the total number of female participants from the Summary Program Chart 1 (form T-1) and divide it into the number of total participants for each level, varsity, junior varsity and freshman levels. Perform the same calculation for male participants. For example, if there are a total of 300 female participants, and 180 girls are on varsity teams, 80 girls on junior varsity teams, and 40 girls on freshman teams, then 60% of girls' participation opportunities are at the varsity level (180 divided by 300), 27% are at the junior varsity level (80 divided by 300), and 13% are at the freshman level (40 divided by 300). If there are a total of 400 male participants, and 250 participate at the varsity level, 100 boys participate on junior varsity teams, and 50 boys participate on freshman teams, then 63% of boys participate at the varsity level (250 divided by 400), 25% compete at the junior varsity level (100 divided by 400), and 13% compete at the freshman level (50 divided by 400).

Signature: Jim Meyer, Athletic Director Date: 4-2-01

2000-2001 KHSAA TITLE IX ATHLETICS AUDIT

Checklist - Overall Interscholastic Athletics Program

Areas of Compliance	ADVANTAGE TO		
	GIRLS' PROGRAM	BOYS' PROGRAM	NEITHER PROGRAM (Compliance)
Opportunities			x
Equipment and Supplies			x
Scheduling of Games and Practice Time			y
Travel and Per Diem Allowances			x
Coaching			y
Locker Rooms, Practice and Competitive Facilities			x
Medical and Training Facilities and Services			y
Publicity			x
Support Services			y
Athletic Scholarships**			y
Tutoring**			x
Housing and Dining Facilities and Services**			y
Recruitment of Student Athletes**			x

** Athletic scholarships, tutoring specifically for athletes, housing and dining facilities and services, and recruitment of student athletes are usually not relevant at the high school level.

Signature: *Jim Meyer, Athletic Director* Date: 4-2-01

School Year: 2000-2001

Signature: Jay Meyer, AP

Date: 4-2-01

TITLE IX CORRECTIVE ACTION PLAN

To utilize this form indicate the intended area which needs corrective action and the suggested change time table for implementation. You may copy this form as needed. Please attach corrective action plans along with audit forms and submit by April 15, 2001.

ITEM FOR CORRECTION	SUGGESTED CHANGE	TIME TABLE FOR CORRECTIVE ACTION
<p>IN SUFFICIENT PRACTICE FACILITIES FOR BOYS/GIRLS BASKETBALL PROGRAM</p> <p>GIRLS SOFTBALL PRACTICE/GAME FIELD LOCATION</p> <p>NO TENNIS COURTS DUE TO SCHOOL CONSTRUCTION - MUST USE THE CITY COURTS</p> <p>INSUFFICIENT STORAGE</p>	<p>CONSTRUCT MORE GYMNASIUM PRACTICE FACILITIES</p> <p>CONSTRUCT GIRLS SOFTBALL PRACTICE/GAME FIELD ON HEITS ATHLETIC COMPLEX</p> <p>CONSTRUCT NEW TENNIS COURTS ON HEITS ATHLETIC COMPLEX</p> <p>CONSTRUCT MORE STORAGE AREAS</p>	<p>CONSTRUCTION OF NEW GYMNASIUM PRACTICE FACILITIES SHOULD BEGIN 2001-2002 SCHOOL YEAR.</p> <p>CONSTRUCTION OF NEW SOFTBALL PRACTICE/GAME FIELD IS IN THE PLANNING PHASE.</p> <p>CONSTRUCTION OF NEW TENNIS COURTS WILL BEGIN IN 2001-2002 SCHOOL YEAR.</p> <p>CONSTRUCTION OF MORE STORAGE AREAS IS IN THE PLANNING PHASE.</p>



INTERSCHOLASTIC ATHLETICS SURVEY Summary Of Student Responses

Instructions:

1. Summarize the Student Athletics Interest Surveys by listing the total number of responses on the line next to each sport.
2. Under the other category please provide a listing of the sports as well as the number of students who are interested in participating.
3. Please sign and date the Summary Form (T-64) and mail the Summary Form only to the KHSAA by April 15, 2001. Do not mail the original.

Date: 4-2-01
 Completed By: Jerry Meyer, Athletic Director

Fall Sports (List Total Number of Participation Responses)

114 Football
100 Girls' Volleyball
30 Boys' Volleyball
17 Boys' Cross-Country
16 Girls' Cross-Country
12 Girls' Field Hockey
43 Boys' Golf
19 Girls' Golf
40 Boys' Soccer
45 Girls' Soccer
200 I would not participate

Winter Sport (List Total Number of Responses)

97 Boys' Basketball
94 Girls' Basketball
15 Boys' Swimming & Diving
45 Girls' Swimming & Diving
70 Boys' Wrestling
61 Girls' Gymnastics
37 Boys' Indoor Track
20 Girls' Indoor Track
273 I would not participate

Spring Sport (List Total Number of Responses)

56 Boys' Track
35 Girls' Track
33 Girls' Tennis
17 Boys' Tennis
84 Girls' Slow Pitch Softball
32 Girls' Fast Pitch Softball
81 Boys' Baseball
157 I would not participate

Other Sports (From Survey Question 10)

Name of Sport

Number of Students Interested In Participating

Track	1
Cheerleading	3
Girls Football	11
Hockey	15
Lacrosse	10
Rugby	13
Wrestling	25
Fencing	1
ping pong	2

Volleyball	13
Boxing	5
[Rugby]	1
Skateboarding	2
Soccer	10
Shooting Sport	1
Girl Wrestling	2
Flag Football	1
Ballet	1

Field Hockey	3
Bowling	3
Checkers	2
Badminton	1
Gymnastics	6
Football	4
Basketball	2
Baseball	1
Golf	2

Number of Students who participate in Intramural Sports. (From Survey Question 5)

Sport

Football	10
Swimming	4
Track	5
Softball (fast)	5
Softball (slow)	4
Basketball (girls)	5
Dance Team	5

Number

Baseball	3
Basketball (boys)	20
Soccer	10
Tennis	6
Cheerleading	2
JROTC Rifle Team	1
Volleyball	5

Golf	1
Boxing	1
Hockey	1

List Intramural Sports students are interested in adding: (From Survey Question 6)

Sport

Boxer	6
Flag Football	8
Rugby	8
Dancing	1
Ping Pong	4
Softball	6
Boxing	8

Number

Bowling	4
Basketball	7
Karate	3
Air Is Football	13
Lacrosse	7
Hockey	6
Volleyball	21

Wrestling	16
Gymnastics	4
Cheerleading	7
Football	3
Swimming	2

Participation in Non-School Sports Activities (From Survey Question 7)

Sport

Volleyball	4
Basketball	47
Softball	34
Fumbling	1
Tennis	3
Bowling	3

Number

Track	1
Baseball	24
Swimming	4
Golf	5
Soccer	25
JROTC	1

Boxing	1
Weight Lifting	3
Ballet	4
Kick Boxing	2
Cheerleading	2
Gymnastics	7

Reasons for not participating in interscholastic athletics. (From Survey Question 8)

Response	Number
68	I prefer other activities such as band, chorus, etc.
141	I don't have time
31	The practice schedules and game times are inconvenient
48	The sport I like isn't offered
21	It's too expensive
18	I prefer to participate in club or intramural sports
100	Working
88	Other drill team 17, not picked, asthma, don't get announcements.

Student Suggestions to encourage participation

add more sports, give everyone a chance to play, encourage
 sign ups more and in different places, need skateboard team w/
 skate park, more sports for girls, new coaches, make sports a bigger deal,
 more convenient practices, advertisement, and the more sports you
 have the more participation. maybe have prizes or some kind of
 essentials.

Signature _____

Date _____